




Argyll & Bute Alcohol and Drug Partnership

Cowal & Bute Locality

Alcohol and Drug Report 2020



Demographics

In 2019 Cowal & Bute had an estimated population of 21,131; this is a decrease in population of 257 since 2015. The following charts show the age and gender percentages. The population is 51.1% female and 61.5% of the population is 45 or older, for comparison the 2019 population of Scotland is 51.3% female and 46.6% of the population is 45 or older.

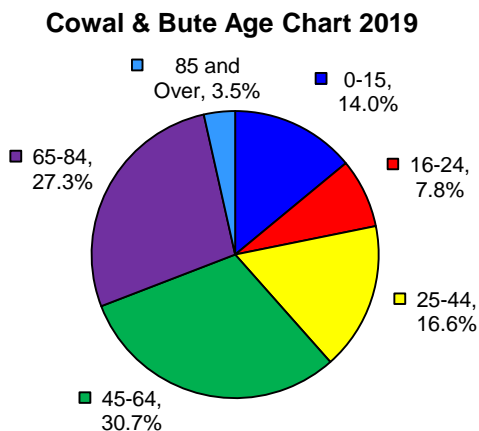


Chart 1: ACDMe Database and National Records of Scotland

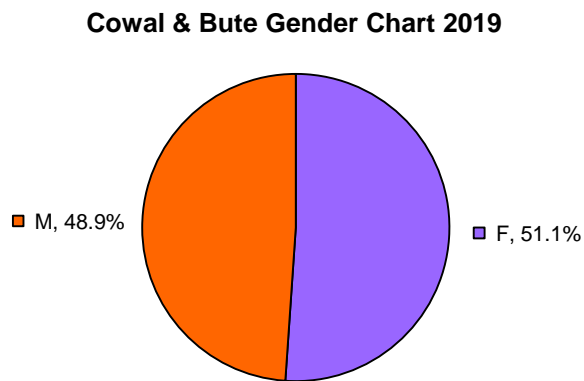


Chart 2: ACDMe Database and National Records of Scotland

All death and hospital admission figures represent the rate per 100,000 of population, numbers are shown in brackets. As the numbers of alcohol and drug related deaths are low a small increase will show as a large rate change. Although the hospital charts show admissions the figures are based on discharge diagnosis as people are often admitted without the diagnosis being known. The rate for the admissions charts are calculated using the number of stays so there may be multiple admissions for the same patient.

Alcohol

In 2019, there was a rate of 18.9 (<5) alcohol specific deaths, a decrease of 9.4 compared with 2018. Chart 3 shows the rate for each year from 2015 to 2019, the Argyll & Bute and Scotland rate of alcohol specific deaths are included as a comparison, and this demonstrates that the death rate in Cowal & Bute is higher than the rate in Argyll & Bute and Scotland for every year except 2016 and 2017.

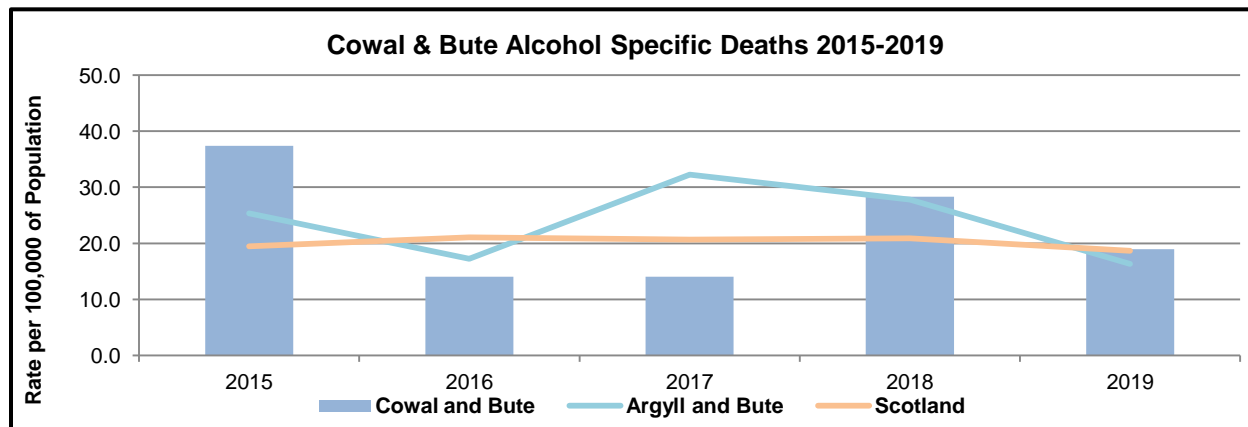


Chart 3: ACaDMe Database and National Records of Scotland

Chart 4 shows the Acute (SMR01) alcohol related hospital admissions for Cowal & Bute. In 2019, there was a rate of 752.4 (159) alcohol related hospital admissions, an increase of 6.6 (1) compared with 2018. The Argyll & Bute rate of alcohol related admissions is included as a comparison, this show that the admission rate in Cowal & Bute is consistently higher than Argyll & Bute as a whole and Scotland.

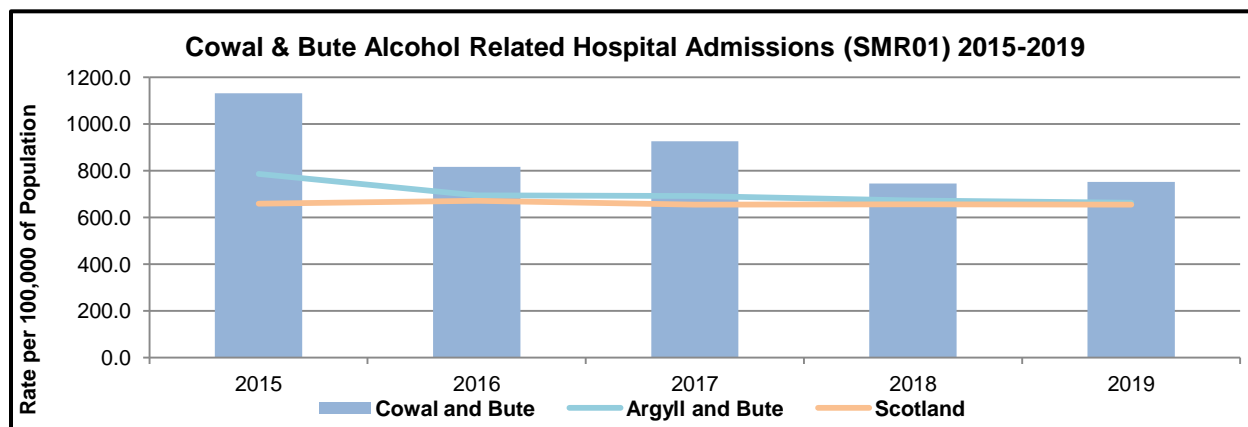


Chart 4 - ACaDMe Database

Chart 5 shows the Mental Health (SMR04) alcohol related hospital admissions for Cowal & Bute. In 2019, there was a rate of 14.2 (<10) alcohol related hospital admissions in Cowal & Bute, the same rate as 2018. The admission rate for Cowal & Bute has been dropping annually but has stabilised. The rate has been higher than Argyll & Bute as a whole until 2018. The rate has been lower than the Scottish rate since 2015.

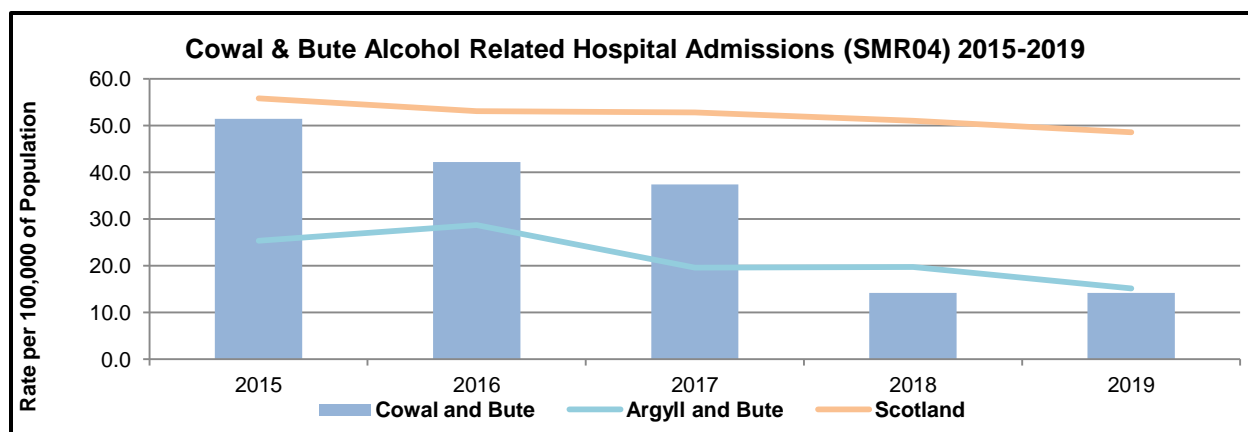


Chart 5 - ACaDMe Database

The following table shows information on licensed premises in Cowal & Bute by Datazone. The table was produced by The Centre for Research on Environment Society and Health (CRESH) in 2015 as part of a larger study on over provisioning in Scotland. It should be noted that although some licensed premises combine on and off sales the CRESH data doesn't show this. The shaded rows in the table are the areas where the total number of licensed premises is higher than the Scottish average for a Datazone.

		Availability within 800 m of population centre		
Datazone and Name	Locality	Total	Off-Sales	On-Sales
S01000787 Cowal South	Cowal & Bute	0	0	0
S01000742 Cowal South	Cowal & Bute	0	0	0
S01000800 Cowal North	Cowal & Bute	0	0	0
S01000728 Bute	Cowal & Bute	0	0	0
S01000785 Cowal North	Cowal & Bute	1	0	1
S01000759 Hunter's Quay	Cowal & Bute	2	0	2
S01000741 Cowal South	Cowal & Bute	2	0	2
S01000757 Hunter's Quay	Cowal & Bute	2	1	1
S01000805 Cowal North	Cowal & Bute	2	1	1

Cowal & Bute Drug and Alcohol Report

S01000736 Bute	Cowal & Bute	3	1	2
S01000740 Cowal South	Cowal & Bute	3	1	2
S01000737 Bute	Cowal & Bute	4	0	4
S01000734 Rothesay Town	Cowal & Bute	4	0	4
S01000743 Dunoon	Cowal & Bute	4	0	4
S01000756 Hunter's Quay	Cowal & Bute	6	1	5
S01000754 Hunter's Quay	Cowal & Bute	10	4	6
S01000750 Hunter's Quay	Cowal & Bute	11	4	7
S01000752 Hunter's Quay	Cowal & Bute	11	4	7
S01000749 Dunoon	Cowal & Bute	13	4	9
S01000729 Rothesay Town	Cowal & Bute	19	4	15
S01000727 Bute	Cowal & Bute	19	4	15
S01000735 Rothesay Town	Cowal & Bute	24	5	19
S01000731 Rothesay Town	Cowal & Bute	24	5	19
S01000730 Rothesay Town	Cowal & Bute	24	5	19
S01000732 Rothesay Town	Cowal & Bute	25	5	20
S01000748 Dunoon	Cowal & Bute	25	6	19
S01000733 Rothesay Town	Cowal & Bute	27	5	22
S01000744 Dunoon	Cowal & Bute	28	5	23
S01000745 Dunoon	Cowal & Bute	28	5	23
S01000746 Dunoon	Cowal & Bute	30	6	24
S01000747 Dunoon	Cowal & Bute	33	8	25

Table 1 - Highlighted rows are higher than the Scottish average

Richardson EA, Hill SE, Mitchell R, Pearce J and Shortt NK (2015) Is local alcohol outlet density related to alcohol-related morbidity and mortality in Scottish cities? *Health and Place* 33: 172-180

No Alcohol Brief Interventions have been recorded in Cowal & Bute between January and December of 2020.

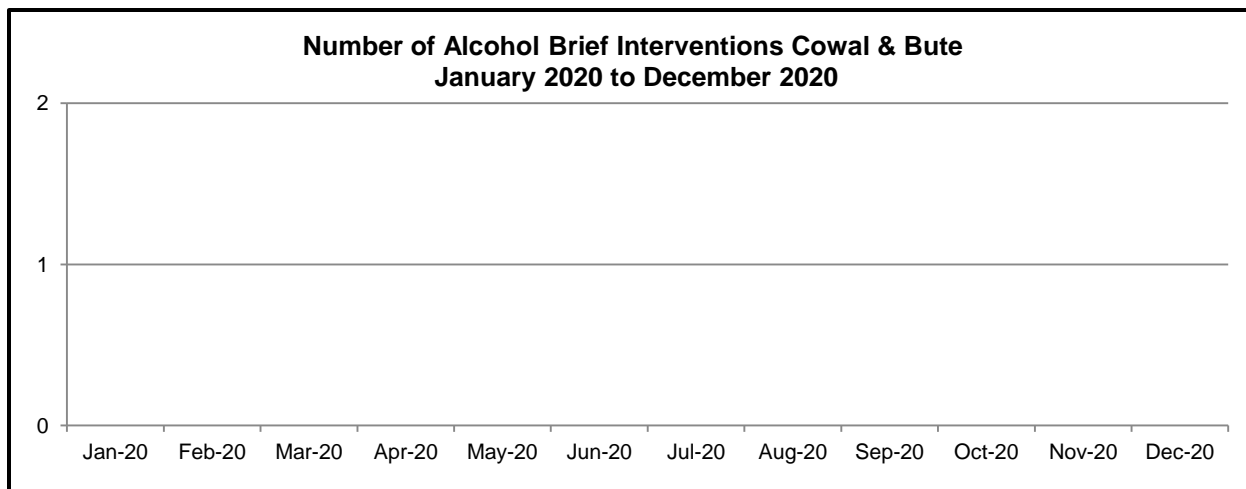


Chart 6 – Figures supplied by Joyce Ackroyd, Health Improvement Administrator

Drugs

Chart 7 shows the drug related deaths for Cowal & Bute. In 2019, there was a rate of 51.6 (11) drug related deaths in Cowal & Bute, an increase of 32.7 compared with 2018. The Argyll & Bute rate of drug related deaths is included as a comparison, this show that the death rate in Cowal & Bute is higher, though not consistently, than Argyll & Bute as a whole and Scotland.

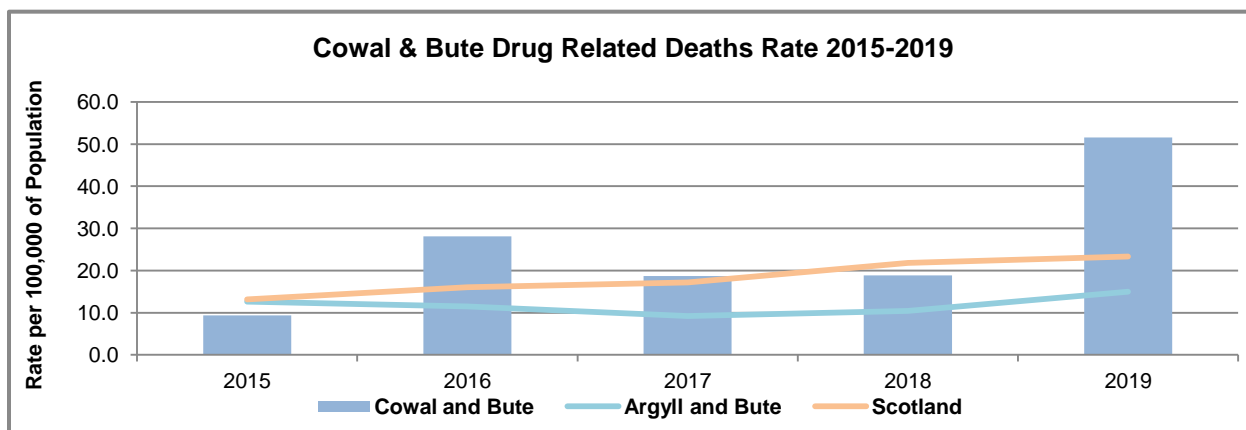


Chart 7: - ACaDMe Database and National Records of Scotland

Chart 8 shows the Acute (SMR01) drug related hospital admissions for Cowal & Bute. In 2019, there was a rate of 165.6 (35) drug related hospital admissions in Cowal & Bute, an increase of 33.5 compared with 2018. The Argyll & Bute rate of drug related admissions is included as a comparison; the rate in Cowal & Bute is consistently higher than the Argyll and Bute rate and consistently lower than the Scottish rate.

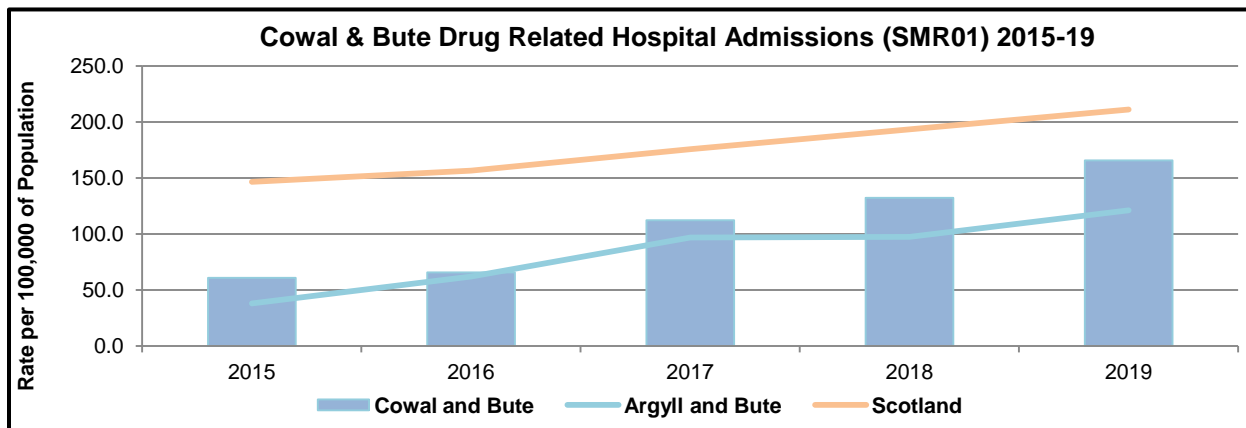


Chart 8 - ACaDMe Database

Chart 9 shows the Mental Health (SMR04) drug related hospital admissions for Cowal & Bute. In 2019, there were 23.7 (<10) drug related hospital admissions in Cowal & Bute, an increase of 9.5 compared with 2018. The Argyll & Bute rate of drug related admissions is included as a comparison, this show that the admission rate in Cowal & Bute is consistently higher than Argyll & Bute as a whole. The rate in Cowal & Bute is consistently lower than in Scotland.

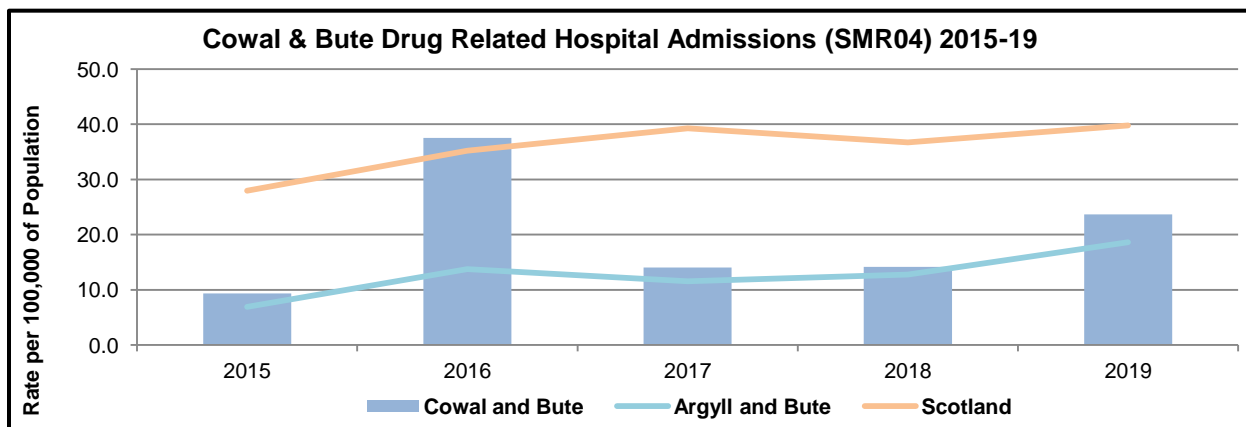


Chart 9 - ACaDMe Database

Chart 10 shows the number of Naloxone kits issued by reason of issue in Cowal & Bute by the harm reduction service in Argyll and Bute. It does not include some of the sources which are now supplying Naloxone, for example SFAD, Scottish Ambulance Service, etc.

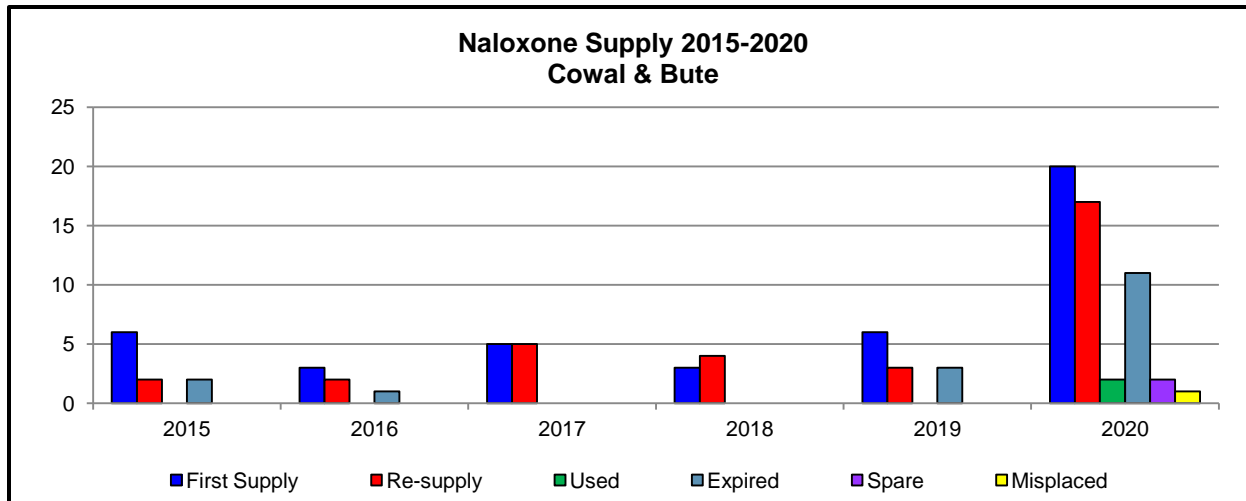


Chart 10 – Figures supplied by Kirsteen Menzies, Harm Reduction Nurse

Chart 11 shows the number of needles, syringes and needles with syringes supplied by Community Pharmacies and harm reduction services within Cowal & Bute.

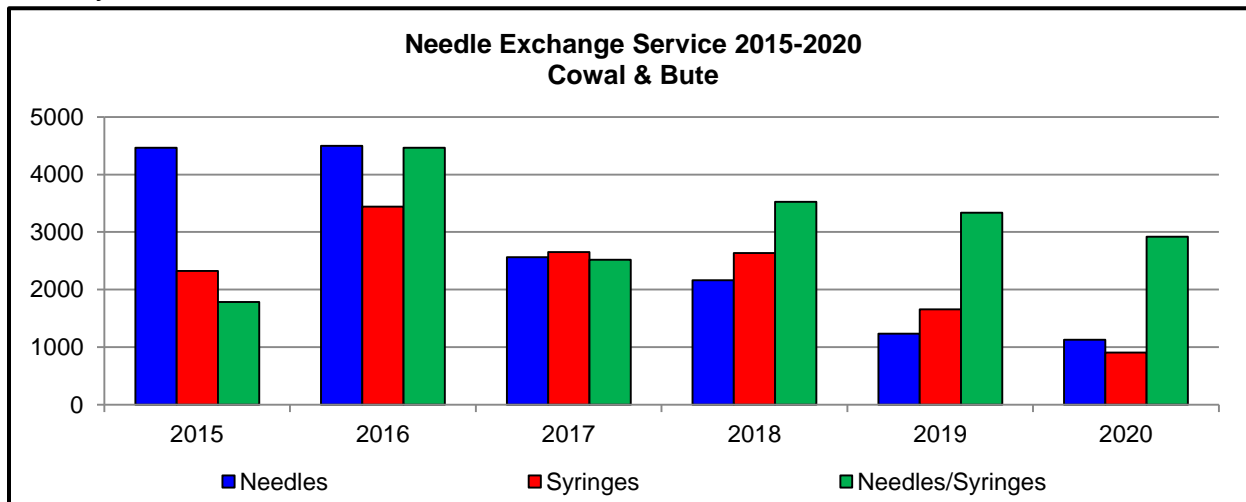


Chart 11 – Figures supplied by Kirsteen Menzies, Harm Reduction Nurse

Chart 12 shows the supervisions for OST dispensing by Community Pharmacies in Cowal & Bute; this is not the full dispensing picture as dispensing GP practice figures are not included. Half of the GP practices in Cowal & Bute are dispensing practices. The number of Buprenorphine supervisions are consistently higher than the number of Methadone supervisions. The number of supervisions had been decreasing until 2020, when there was a small increase.

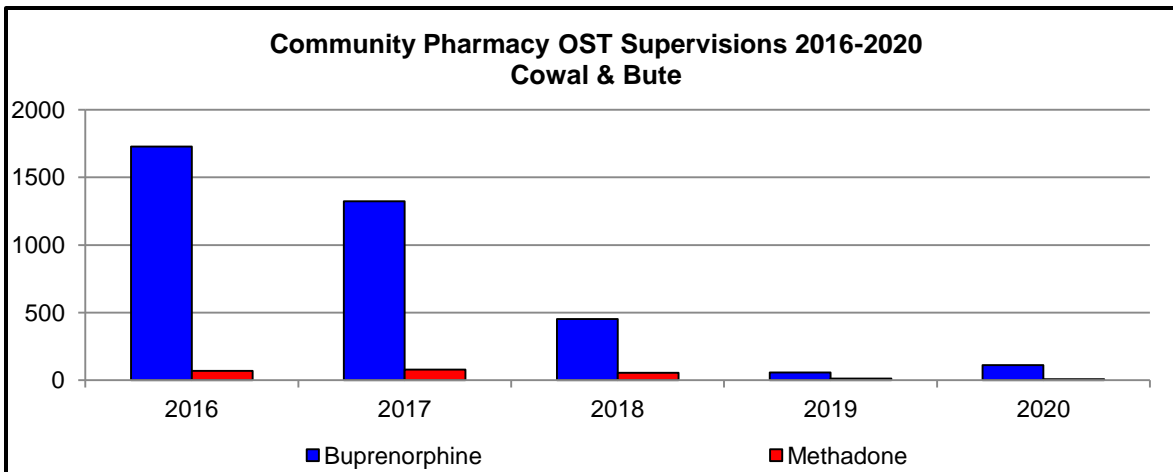


Chart 12 – Figures supplied by Tracy Beauchamp, Pharmacy Data Analyst Specialist

Waiting Times

Chart 13 shows the number of people who have been referred to ABAT or WAWY in Cowal & Bute in 2020 based on whether they have started treatment, are awaiting treatment or never accessed treatment. Of those referred in Cowal & Bute 59% started treatment and 14% didn't follow through with the referral and enter treatment.

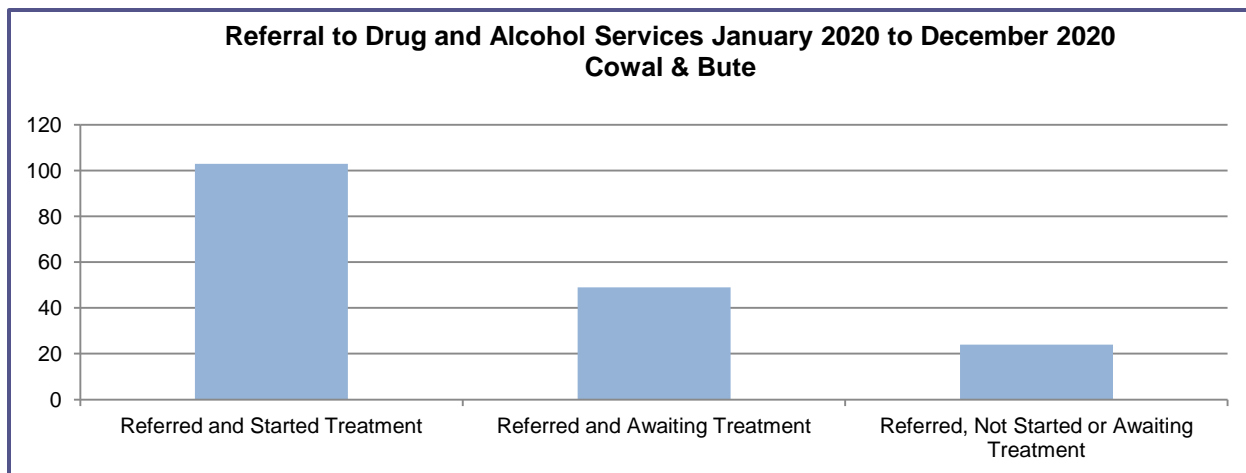


Chart 133 – Drug and Alcohol Treatment Waiting Times Database